

ART & DESIGN LEARNING JOURNEY



Across all phases pupils should know about a range of changemakers within the field of art and design including painters, designers, sculptors and mixed media artists.

I can plan and design a mixed media collage considering the effect of texture, shape and form



I can use a variety of techniques to add effects (e.g. shadow, reflection, hatching, cross-hatching)
I can use shape, form and space effectively in drawing
I can depict movement and perspective in drawings



YEAR 6

I can use materials other than clay to create a 3D sculpture
I can use tools and materials to carve, add shape, texture and pattern



I can add collage to a painted or printed background
I can create and arrange accurate patterns



I can demonstrate a range of cutting and joining skills (e.g. using wire, coils, slabs and slips)



I can plan and design sculpture



I can create a colour palette using mixing techniques and considering effect (e.g. to express emotion)


Understand that an image is printed in reverse and consider this in design
Align overlaid prints onto base layer with accuracy



I can use a range of paints effectively (e.g. acrylics, oil paints, water colours)



I can demonstrate a range of collage techniques (e.g. overlapping, tessellation, mosaic and montage)




I can make repeated patterns with precision
I can use more than one colour to layer and print (base colour and then overlay)

YEAR 5

I can confidently select appropriate materials and tools for drawing
I can create controlled lines, marks and shading
I can control pressure and movement of pencil



Design and create printing blocks / tiles
Develop techniques in mono, block and relief printing



I can use clay and other malleable materials and practise joining techniques cut, make and combine shapes to create recognisable forms



I can create different textures and effects with paint (e.g. washes, layering)
I can select effective colours



I can use shading to show light and shadow effects

I can draw from different perspectives



I can show an awareness of shape, form and space in drawing

YEAR 4

Make printing blocks (e.g. string on card, impressions in polystyrene)

Replicate patterns from observations

I can use varied brush techniques to create shapes, textures, patterns and lines
I can mix colours effectively using the correct language (e.g. tint, shade, primary, secondary)



I can use different materials to draw with increasing skill (e.g. pastels, charcoal, fineline pens)
I can experiment with showing line, tone and texture with different hardness of pencils



I can select colours and materials to create effect, giving reasons for choices



I can use clay and other malleable materials and practise joining techniques



I can cut, make and combine shapes to create recognisable forms

I can explore tone.
I can make observational drawings.
I can make drawings to share their ideas, experiences, and imagination



I can mix primary colours to make secondary colours
I can use black and white paint to create tints and shades of primary colours



I can demonstrate a range of techniques (e.g. rolling, pressing, stamping, rubbing)




I can create a press print (using e.g. polystyrene, monoprint)

YEAR 2

I can use a combination of materials that have been cut, torn and glued

I can sort and arrange materials



I can use a variety of materials (e.g. sponges, fruit, blocks)
I can copy an original print



I can create a variety of shapes, lines and textures

I can explore simple joining techniques (e.g. hatching or smooth joining for clay)



I can add texture to a collage by mixing materials

YEAR 1

I can use a variety of materials for sculpting (e.g. natural, recycled, manufactured)
I can explore a variety of techniques for shaping (rolling, cutting, pinching, impressions)

I can experiment with different brushes, brushstrokes and other painting tools
I can name the primary and secondary colours



I can explore different materials to draw
I can draw from first hand observation
I can draw lines of different sizes and thickness
I can use marks to show pattern and texture



welcome